

COMMENTS

Find attach document with objection to above mentioned

Series of horizontal dashed lines for additional comments.

OTHER INTERESTED AND AFFECTED PARTIES

Please add the following neighbours / interested or affected parties to your mailing list (please provide their names, surnames and telephone numbers):

1) _____
2) _____



GA Environment

Please complete and return to GA Environment for:

Attention: Birsha Parmar

Fax: (011) 805 1950/57, Email: enquiries@gaenvironment.com or 1111@gaenvironment.com

Post: PO Box 6723, Halfway House, Midrand, 1685

You may also call us on Tel no: (011) 312 2537 if you do not have access to a fax or e-mail facility

31 July 2018

To whom it may concern

RE: Basic assessment process form the mining of the proposed quarry six associated with the upgrading of provincial road R573 (Moloto Road) and K139, Gauteng Province

I (Rainer Kreft (id:8212065064084) Director of DAR Auto) the owner of Portion 859 (a portion of portion 190) of the Farm Kameeldrift 298-JR here with object in writing that there will not be making use of the road running through my plot as access to this quarry the list of reasons why to be set out in points.


1. Purely a safety risk for me and the surrounding owners
2. Road will not be able to hold the traffic. (and no future upgrades are in the pipeline or brought to the table before this notice was served)
3. Also health risk it will hold in for my daughter that has asma as well as high levels of allergies for dust
4. Based on the fact that the council stipulated on their website that the road running past/ through my portion is only for residential use and not Primary metropolitan distributor.

All of the above points will be put in a full report after proper investigation has been done and points will be added if any.

I hope you find the above in order and will hear from you within this time.

These points will also be delivered and given in to the necessary departments for further investigations.

Kind Regards


RAINER KREFT

060 529 9982



ArcGIS Web Map

Legend

Road Master Plan

- U1 Class 1 Primary metropolitan distributor
- U2 Class 2 Metropolitan distributor
- U3A Class 3A District distributor
- U3 Class 3 District distributor
- U4 Class 4(a) Collector (Non-Residential)
- U4 Class 4(b) Collector (Residential)
- Class 5(a) Local street (Non-Residential)
- Class 5(b) Local street (Residential)
- De-Classification_U1
- De-Classification_U2
- De-Classification_U3
- De-Classification_U4(a)
- De-Classification_U4(b)
- De-Classification_U5(a)
- Proposed Class 3A District distributor
- Proposed_U1 Class 1 Primary metropolitan distributor
- Proposed_U2 Class 2 Metropolitan distributor
- Proposed_U3 Class 3 District distributor
- Proposed_U4 Class 4(a) Collector (Non-Residential)
- Proposed_U4 Class 4(b) Collector (Residential)
- Proposed_Class 5(a) Local street (Non-Residential)
- Proposed_Class 5(b) Local street (Residential)

Basin map

- Township Boundary
- Wards
- Municipal Boundary
- Suicide Boundary
- Farm Boundary
- Open Space
- Dam
- River
- Freeway
- Main Road
- Street
- Main Railway
- Coalrail



Date: 2018/07/28

Copyright Reserved: The City of Tshwane Metropolitan Municipality. All rights reserved. This document is the property of the City of Tshwane Metropolitan Municipality. It is not to be reproduced, stored in a retrieval system, or transmitted in any form or by any means, electronic, mechanical, photocopying, recording, or by any information storage and retrieval system, without the prior written permission of the City of Tshwane Metropolitan Municipality.

Copyright © 2018 City of Tshwane

ArcGIS Web Map


Legend

Points of Interest

- Shopping Centre
- Social Service
- Accommodation
- Police Station
- Emergency Services
- Clinic
- House
- Primary School
- Secondary School
- Tertiary Education
- Post Office
- Library
- Animal Welfare
- Court
- Municipal Office
- Government Department
- Theatre
- Cinema
- Tourism Information
- Places of Interest
- Demersary
- Place of Worship
- Foreign Representation
- Recreator
- Swimming Pool
- Societies, Institutes
- Research
- Sport
- Refugee Site
- Tel Gaze
- Airport

Base map

- Inhabited Region
- Woods
- Maritime Boundary
- Suburb Boundary
- Farm Boundary
- Open Space
- Dam
- River
- Freeway
- Main Road
- Street
- Main Railway
- Canal



Date: 2018/07/29

Copyright © by Intellicart 2016
 All rights reserved. This software is the property of Intellicart and its licensors. No part of this software may be reproduced, stored in a retrieval system, or transmitted in any form or by any means, electronic, mechanical, photocopying, recording, or by any information storage and retrieval system, without the prior written permission of Intellicart.



ArcGIS Web Map

Legend

Road Master Plan

- U1 Class 1 Primary Metropolitan Distributor
- U2 Class 2 Metropolitan Distributor
- U3A Class 3A District Distributor
- U3 Class 3 District Distributor
- U4 Class 4(a) Collector (Non-residential)
- U4 Class 4(b) Collector (Residential)
- Class 5(a) Local Street (Non-residential)
- Class 5(b) Local Street (Residential)
- De-Classification_U1
- De-Classification_U2
- De-Classification_U3
- De-Classification_U3(a)
- De-Classification_U3(b)
- De-Classification_U3(c)
- Proposed Class 3A District Distributor
- Proposed_U1 Class 1 Primary Metropolitan Distributor
- Proposed_U2 Class 2 Metropolitan Distributor
- Proposed_U3 Class 3 District Distributor
- Proposed_U4 Class 4(a) Collector (Non-residential)
- Proposed_U4 Class 4(b) Collector (Residential)
- Proposed Class 5(a) Local Street (Non-residential)
- Proposed Class 5(b) Local Street (Residential)

Base map

- Thruway Right-of-Way
- Propaganda
- Verbs
- Main Road
- Stream
- Municipal Boundary
- State Boundary
- Main Railway
- Farm Boundary
- County
- User Space
- Dam
- River



Date: 2016/07/29

Copyright © 2016 Esri. All rights reserved. This software is the property of Esri. All other marks are the property of their respective owners. The information contained herein is for informational purposes only and does not constitute a contract. Esri and ArcGIS are trademarks of Esri. All other marks are the property of their respective owners.

Copyright © 2016 Esri. All rights reserved.



ArcGIS Web Map

Legend

Road Master Plan

- U1 Class 1 Primary metropolitan dist bus
- U2 Class 2 Metropolitan dist bus
- U3V Class 3A District dist bus
- U3 Class 3 District dist bus
- U4 Class 4(a) Collector (non residential)
- U4 Class 4(b) Collector (Residential)
- Class 5(a) Local street (Non-residential)
- Class 5(b) Local street (Residential)
- De-Classification_U1
- De-Classification_U2
- De-Classification_U3
- De-Classification_U4(a)
- De-Classification_U4(b)
- De-Classification_U5(a)
- De-Classification_U5(b)
- Proposed Class 3A District dist bus
- Proposed_U1 Class 1 Primary metropolitan dist bus
- Proposed_U2 Class 2 Metropolitan dist bus
- Proposed_U3 Class 3 District dist bus
- Proposed_U4 Class 4(a) Collector (non-residential)
- Proposed_U4 Class 4(b) Collector (Residential)
- Proposed Class 5(a) Local street (Non-residential)
- Proposed Class 5(b) Local street (Residential)

Base map


- Intersect Regions
- Street
- Municipal Boundary
- Section Boundary
- Farm Boundary
- Open Space
- Drain
- River
- Freeway
- Met Road
- Street
- Main Highway
- Coastline



Date: 2016/07/28

Copyright © 2016 Esri. All rights reserved. This software is the property of Esri. All other marks are the property of their respective owners. The information contained herein is the property of the City of Tshwane. All other marks are the property of their respective owners.

Page 1 of 1





FINALE KUMULATIEWE VERSLAG

Pasient:
Imke Krefl

Dokter:
Dr AT Allden

Folio:
1007543104

| Toets | Verwysing | 25/06/2014 06:30 81718917 | 08/07/2014 13:40 81703038 | 23/02/2015 12:20 86292772 | 26/03/2015 15:50 86293801 | 22/04/2015 16:18 86008887 | 02/11/2015 15:43 89285081 | 23/08/2016 16:30 89751995 |
|-------------------------------|-----------------|---------------------------------|---------------------------------|---------------------------------|---------------------------------|---------------------------------|---------------------------------|---------------------------------|
| Bilirubin totaal | 0-21 umol/L | 4 L | | | | | | |
| Bilirubin gekonj | 0-5 umol/L | | | | | | | |
| Bilirubin ongekonj | 0-10 umol/L | 3 | | | | | | |
| Alkaaliese fosfatase | < 482 U/L | 170 | | | | | | |
| Gamma-GT | < 34 U/L | 10 | | | | | | |
| ALP | < 57 U/L | 29 | | | | | | |
| AST | < 89 U/L | 44 | | | | | | |
| Totale proteïene | 61-75 G/L | 68 | | | | | | |
| Albumien | 35-54 G/L | 39 | | | | | | |
| Globulien | 18-24 G/L | 27 H | | | | | | |
| Gluktokraak | 3.3-7.7 mmol/L | | | | | | | 5.6 |
| CRP | < 5 mg/L | | < 1 | 14.4H | 3.4 | 34.4H | | < 1.4 |
| Swaaktoedatigheid | 0-48 mmol/L | | | | | | 35 | |
| Swaakvolume | > 18 uL | | | | | | 80 | |
| Totale IgE | 0.0-17.0 U/mL | | | | | | 9.0 H | 104.0 H |
| Phosfaatop | 0.60-0.95 mg/dL | | | | | | 1.87 H | |
| Phosfaatop IgE | | | | | | | Positief * | |
| FKS (Voedselmeningsel) | 0.000-0.050 H | | | | | | 0.00 | |
| Influenza B virus PKR | | | | Negatief | Negatief | | | Negatief |
| Adenovirus PKR | | | | Negatief | Negatief | | | Negatief |
| Metapneumovirus PKR | | | | Negatief | Negatief | | | Negatief |
| Menstlike Rhinovirus A/B/C | | | | Positief * | Negatief | | | Negatief |
| Parainfluenza Virus 1 PKR | | | | Negatief | Negatief | | | Negatief |
| Parainfluenza Virus 2 PKR | | | | Negatief | Negatief | | | Negatief |
| Parainfluenza Virus 3 PKR | | | | Negatief | Negatief | | | Negatief |
| Parainfluenza Virus 4 PKR | | | | Negatief | Positief * | | | Negatief |
| Influenza A virus PKR | | | | Negatief | Negatief | | | Positief * |
| Menstlike Doornviraal 1/2/3/4 | | | | Negatief | Negatief | | | Negatief |
| Menstlike Coronaviraal 229E | | | | Negatief | Negatief | | | Negatief |
| Menstlike Coronaviraal NL63 | | | | Negatief | Negatief | | | Negatief |
| Menstlike Coronaviraal OC43 | | | | Negatief | Negatief | | | Negatief |
| RSV A PKR | | | | Positief * | Negatief | | | Negatief |
| RSV B PKR | | | | Negatief | Negatief | | | Negatief |
| Menstlike Enteroviraal PKR | | | | Positief * | Negatief | | | Negatief |

Addisionele Toetse:

Req No: 93751939 on 24/08/2016 16:50

14 uL

nmol/L



PATHOLOGIE - PATOLOGIE

Drs Du Buisson, Kramer, Swart, Bouwer Inc./Ing.



24

Uur kontaktnommer
Hour contact number

012 678 0700

PASIENT:

Kragt, Inke
Postnet Suite 169
Private Bag X504
Sinoville 0129

Vroulik/20110705/3Y FX

ID : 1307050300084

H: Not available

C: 0835929306

POLEP: 1008390962

M/A : Bestmed Medical Scheme

LTD : Kragt, Rainer

NR 1250009721

DOEKTER:

H Brozio
Netcare Montana Hosp Kamer 9
H/v Dr Swanspoel & Rouibosweg
Montana, PTA
0182 ROETS: 100001200

VERWYSENDE DR.:

H Brozio
AFSKRIF DR(e):
Montana Paed Ward
Montana Hosp Infection Contr

FINALE VERSLAG

VERW NR : 97646384

MONSTER : 10418:AS086388

PS LOK : 10000

GROEP # : 8818459

GEKOLLEKTEER: 10/04/17 1437

COFYANG : 10/04/17 1442

GEDRUK : 13/04/17 1403

AANGEVRA: WBT, C-reaktiwe prot, Ysterprofiel, Mikoplasma AL, B pertussis al
Totale IgE, Rhadiatop IgE, Bed allergeng, FXS Voedselmengsel, Ovumkoled IgE
P416 Omega-3 IgE, Interpretasie, Multiplex Virus PCR

MONSTER: S01 MITA Haematology, S01 Sgt

| Toets | AHV | Resultaat | Reikwydtes | Eenhede |
|------------------------|-----|------------------------------|------------|---------------------|
| VOLBLOEDTELLING | | | | |
| => Hemoglobien | | 13.8 | 11.0-14.0 | g/dl |
| => Roodseeltelling | | 5.00 | 4.00-5.20 | 10 ¹² /l |
| => Hematokrit | # | 39.5 | 34.0-40.0 | % |
| | | Delta: 35.9 on 24/08/16-1650 | | |
| => GRV | | 79.0 | 75.0-87.0 | fl |
| => GKH | | 27.6 | 24.0-30.0 | pg |
| => GKRR | | 34.9 | 31.0-36.0 | g/dl |
| => RDW | # | 14.3 | 10.0-14.0 | % |
| => Witseeltelling | | 10.08 | 5.00-15.00 | 10 ⁹ /l |
| => Neutrofiel | | 30.8 | | % |
| => Neutrofiel abs | | 3.23 | 1.50-6.00 | 10 ⁹ /l |
| => Limfosielt | | 59.3 | | % |
| => Limfosielt abs | | 6.21 | 5.00-9.00 | 10 ⁹ /l |
| => Monosielt | | 7.7 | | % |
| => Monosielt abs | | 0.81 | 0.20-1.00 | 10 ⁹ /l |
| => Eosinofielt | | 2.0 | | % |
| => Eosinofielt abs | | 0.21 | 0.00-1.00 | 10 ⁹ /l |
| => Basofielt | | 0.2 | | % |
| => Basofielt abs | | 0.02 | 0.00-0.10 | 10 ⁹ /l |
| => Plaatjietelling | # | 386 | 170-400 | 10 ⁹ /l |
| | | Delta: 240 on 24/08/16-1650 | | |

** Vervolg op volg. bl. **



WWW.KRAGT.PATHEOFICE.VERSLAG/NEW RESULTS SINCE PREVIOUS REPORT
WETENSKAPPELIGE VERANDERING SINCE PREVIOUS REPORT / WETENSKAPPELIGE VERANDERING SINCE PREVIOUS REPORT / WETENSKAPPELIGE VERANDERING SINCE PREVIOUS REPORT

24 Uur kontaktnommer
Hour contact number

012 678 0700

PATHOLOGIE PATOLOGIE

Dr. Du Buisson, Kramer, Swart, Bouwer Inc./Ing

**PASIENT:**

Kreft, Inke
FOLIO: 1008390862
GROEP #: 8618459

DOKTER:

M Broxio
VERW NR: 97646384

VERVOLG BLADSY: 2

FINALE VERSLAG
GEKOLLENTREER: 10/04/17 1437
GERUK: 13/04/17 1403

Toets

| ADN | Resultaat | Reikwydtes | Eenhede |
|----------------------------------|-----------|------------|---------|
| HEMATINIESE FAKTORE | | | |
| => Yster | | | |
| => Transferrien | 13.7 | 4.5-10.1 | umol/l |
| => V Versadiging | 2.7 | 1.3-3.5 | g/l |
| => Ferritien (Beckman) | 20 | 7-44 | µg |
| | 21 | 7-140 | µg/ml |
| INFLAMMATORIESE MERKERS | | | |
| => C-reaktiwe proteïen | < 1 | < 5 | mg/l |
| MIKOPLASMA ANTILIGGAM | | | |
| => M pneumoniae IgM kwantitatief | 7.3 | 0.0-9.9 | Indeks |
| => Mikoplasma pneumoniae IgM | Negatief | | |
| => Mikoplasma pneumoniae IgG | Positief | | |
| => Kommentaar | | | |

Die serologiese bevindinge dui op vorige blootstelling aan *Mycoplasma pneumoniae*. Daar is geen serologiese aanduiding van 'n onlangse infeksie nie. Neem agter kennis dat herinfeksies in volwassenes net slegs 'n IgG respons mag toon. In lig van die bogenoemde, en waar die kliniese beeld verdag is, stel ons voor dat u respiratoriese sekrete vir 'n M. pneumoniae PCR stuur.

BORDETELLA PERTUSSIS-ANTILIGGAM

=> B Pertussis IgG Toksien 5.9 0.0-39.9 IU/ml
=> Kommentaar

Serologie kan van waarde wees in die diagnose van Kinkhoes. IgG teen pertussis toksien (PT) is die aanbevole toets. Die bepaling van hierdie antiliggam is nie van waarde in neonate en jong babas nie, maar is wel van diagnostiese waarde in ouer kinders, adolessente en volwassenes wat hoers vir 2 of meer weke. IgG teen PT kan nie gebruik word om immuniteit te bevestig nie. Die internasionale riglyne vir die interpretasie van PT antiliggam in 'n enkel monster is nog nie duidelik omskryf nie, maar die volgende word aanbeveel:

IgG < 40 IU/ml geen indikasie van akute infeksie
> 40-100 IU/ml grens positief; Hierdie resultaat moet bevestig word deur verdere ondersoek en analise van 'n bloed monster 10-21 dae later
> 100 IU/ml dui aan op 'n akute infeksie of onlangse inenting

IMMUNOGLOBULIENE

=> IgE H 221.0 0.0-5.7 IE/ml

INTERPRETASIE VAN IGE WAARDES

** Vervolg op volg. bl. **

WELKE RESULTAT WERK WERK VERSLAG WELKE RESULTAT WERK WERK VERSLAG
WELKE RESULTAT WERK WERK VERSLAG WELKE RESULTAT WERK WERK VERSLAG

PATHOLOGIST PATOLOG

Drs Du Buisson, Kramer, Swart, Bouwer Inc./Ing



24

 Uur kontaktnummer
 Hour contact number

012 678 0700

PASIENST:

 Kragt, Imke
 FOLIO: E008390962
 GROEP # : BBLA459

DOKTER:

H. Broxio

VERVOLG BLADJIE: 3

FINALE VERSLAG

 GEDOLKENTEER: 10/04/17 1437
 GEDRUK : 13/04/17 1408

VERW NR: 97646384

Toets

| | ABN | Resultaat | Reikwydte | Enhede |
|-----------|-------------|-----------------|------------|--------|
| GOEDERDOM | ALLERGIESE | ALLERGIESE | ALLERGIESE | |
| | SIKTE | SIKTE | SIKTE | |
| | ONWARSKYLIK | MOONTLIK OP MAG | HOOGS | |
| | | NOS ONTWIKKEL | WAARSKYLIK | |
| | | MEER ONDERSOEK | | |
| | | WORD AANBEVEEL | | |
| 0 | 0 - 0,5 | 0,5 - 1,5 | > 1,5 | |
| 6 weke | 0 - 0,6 | 0,6 - 2,3 | > 2,3 | |
| 3 maande | 0 - 1,0 | 1,0 - 4,1 | > 4,1 | |
| 6 maande | 0 - 1,8 | 1,8 - 7,3 | > 7,3 | |
| 1 jaar | 0 - 3,2 | 3,2 - 13 | > 13 | |
| 2 jaar | 0 - 5,7 | 5,7 - 23 | > 23 | |
| 4 jaar | 0 - 10 | 10 - 40 | > 40 | |
| 6 jaar | 0 - 14 | 14 - 56 | > 56 | |
| 10 jaar | 0 - 22 | 22 - 88 | > 88 | |
| on ouer | | | | |

SIFTINGSTOETSE VIR ALLERGENE

-> Phadiatop

-> Interpretasie

R

34,00

0,00-0,35

IE/ml

Positief

hierdie is 'n allergie siftingstoets vir die algemene omgewingsinhalante, dit sluit onder andere stuifmeel van gras, hane en onkruid, swampore, huisstofmies en epiteel van diere in. Die nuwe Suid-Afrikaanse riglyne beveel aan dat 'n positiewe Phadiatop afgebreuk word in die volgende allergene in pasiënte met simptome wat reg deur die jaar voorkom: Bermuda gras, Roggras, D pteronyssinus en B tropicalis huisstofmies, A tenuis, A fumigatus en C herbarum swampore, katthare en hondthare. Indien die pasiënt se simptome tydens lente en somer (seisoenaal) vererger, word 'n boomstuifmeel mengsel of 'n onkruidstuifmeel mengsel aanbeveel. Neem asseblief kennis dat die boomstuifmeel en onkruidstuifmeel mengsels spesifiek aangevra moet word en nie deel vorm van die standaard afbraak profiel nie. Die mees algemene allergeniese hane in Suid-Afrika is die plataan boom, akkerboom, olyfboom, algar, denneboom, akasia, wilgeboom, populier, ekerbeel, olmbom, als en essenhout. Sekere allergene moet ook oorweeg word as die pasiënt in sekere geografiese areas woon, bv. kakkerlak allergene in kusgebiede, Spicocum swampore in die Wes-Kaap en onkruidstuifmeel (kosmos / khakibos), mieliestuifmeel en bloekomboom stuifmeel in die Hoëveld, Vrystaat en Noord-Wes provinsies. Kontak asseblief die laboratorium indien verdere allergietoetsing verlang word.

** Vervolg op volg. bl. **


 NATURE RESULTAT SECTIE WORSLE VERSLAG / NATURE RESULTAT SECTIE WORSLE VERSLAG
 ENVIRONMENTAL HEALTH SERVICES SECTION WORSLE VERSLAG / ENVIRONMENTAL HEALTH SERVICES SECTION WORSLE VERSLAG



24

Uur kontaktnommer
Hour contact number

012 578 0700

PASIENT:

Kreft, Imke
POLIO:1008390962
GROEP # : 8818459

DOKTER:

H Brozio
VERW NR: 97646384

VERVOLG BLADSY: 5

FINALE VERSLAG

GEKOLLEKTEER: 10/04/17 1437
GEKROM : 13/04/17 1438

| Toets | ABN | Resultaat | Reikwydtes | Enhede |
|------------------------------------|-----|-----------|------------|--------|
| NEUT ALLERGENE => Grondbone IgE | | 0.32 | 0.00-0.35 | IE/ml |

=> Interpretasie

SPESIFIEKE IGE KLASSE:

| WAARDE (IE/ml) | KLAS | INTERPRETASIE |
|----------------|------|---------------|
| 0.35 - 0.69 | 1+ | Lae vlak |
| 0.70 - 3.49 | 2+ | Matige vlak |
| 3.50 - 17.4 | 3+ | Hoe vlak |
| 17.5 - 49.0 | 4+ | Saie hoe vlak |
| 50.0 - 99.0 | 5+ | Saie hoe vlak |
| > 100 | 6+ | Saie hoe vlak |

Vir Konsultasie - Dokters alleenlik. Bel asseblief:

HAEM : Drs M Istejan, E Wassels, E van Vuuren, M Ferreira, W Gouws,
M RossouwCHEM : Drs H Roggouw, M du Plessis, R v/d Watt, J Boodczyk, A Magwato,
E Mente, JC Sankal (Bestuwend/Managing)

SER/IMM : Drs L van Rooyen, C van Rooijen, S v/d Berg, L Murray

VIRIEL/MOE: Drs C Corcoran, T Marshall, E van Niekerk, M Myburgh

** Einde van verslag **

PDF

***** RESULTAT SEKERT VORIGE VERSLAG INEN PERIODIEKE PROEWS REPORT *****
 ***** RESULTAT SEKERT VORIGE VERSLAG INEN PERIODIEKE PROEWS REPORT *****